


Environmental Product Declaration



THE INTERNATIONAL EPD® SYSTEM



In accordance with ISO 14025 and EN 15804+A1

SOLID PRECAST CONCRETE PRODUCT (E.G. WALL, SLAB)

from

K-Prefab AB

Programme: The International EPD® System · www.environdec.com

Programme operator: EPD International AB

EPD registration number: S-P-01454 Solid Precast Concrete Product

Publication date: 2018-12-19

Revision date: 2021-09-01

Validity date: 2025-05-07

Geographical scope: Sweden



General information

Information about the organization

Owner of the EPD: K-Prefab AB, phone +46 10 455 22 00, info@kprefab.se

K-Prefab AB, Hyllie Stationstorg 13, 215 32 Malmö

The EPD owner has the sole ownership, liability, and responsibility for the EPD.

Description of the organization: K-Prefab offers a wide range of precast concrete products used in various buildings and infrastructure projects on the Swedish market.

Product-related or management system-related certifications: K-Prefab has 14001-certificate.

Name and location of production site: Precast concrete products are manufactured at production sites in Östra Grevie, Hässleholm, Hultsfred, Bollebygd, Vara, Borensberg and Katrineholm.

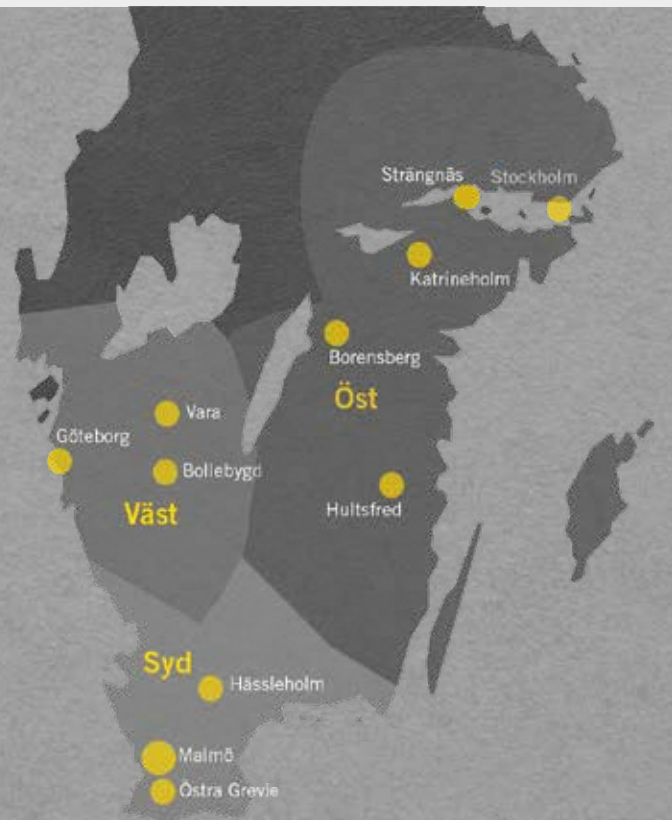
About the company

K-Prefab AB offers a wide range of precast concrete products used in various buildings and infrastructure projects on the Swedish market.

K-Prefab AB develops and builds homes, schools, offices, industrial- and agricultural buildings with our different concepts and products. K-Prefab can now offer their customers climate positive concrete frames by first of all reducing our own carbon footprint and also by offsetting carbon emissions.

K-Prefab is working with it's clients in all parts of the process – from the early project planning to assembly on site – K-Prefab can help create solutions that are more cost efficient and better for the environment, e.g. by minimizing transmissions through the structure.

As part of the K-Fast group, K-Prefab has the environment high on the agenda. K-Prefab's construction sites are located nearby the largest cities in Sweden. By producing locally, K-Prefab can reduce the environmental impact from transportation. Another important part of our environmental strategy is that K-Prefab production sites are gradually converting to fossil free fuels. We are constantly working to reduce our carbon dioxide emissions and thus our carbon footprint. Our climate target is to reduce carbon footprint with 50% in 3 years.



Product information

Product name: Solid precast concrete product, e.g. wall, slab, retaining wall

Product description: Solid precast concrete products come in many different varieties, most of which are custom made for each project.

If the customer wish, the products can be supplemented with conduits for electrical wires or plumbing. This, however, is not included in the EPD.

All products are manufactured indoors, which ensures a high and even quality throughout the year.

Since each product is custom made new drawings are made before the production process starts. The products are optimized for each project. In this phase of the project, the customer has the opportunity to make choices that affects the entire lifecycle of the building, e.g. reference service life, product dimension etc.

Raw materials are purchased and transported to the factory. The raw material that has the biggest impact on the climate is the production of cement. During the production, in the cement factory, a process called calcination is taking place. During the calcination, CO₂ is released from the limestone. The finished concrete, however, can retrieve some of this CO₂ during its lifetime. Up to 1/5 of the CO₂, which is released during the cement production, can be retrieved by the concrete. This is an important fact to consider when making a life cycle analyses for an entire building. It has not been considered in this EPD since it does not include the end of life perspective. In the factory, a mold is prepared. It can be made of different types of materials such as steel or wood. This includes making the holes and openings that are needed for e.g. installations and windows.

The reinforcement steel is prepared according to drawing. This means choosing the right quality and dimensions, bending, cutting to correct lengths and binding it together. If the customer wish to include other installations in the product such as conduits or plumbing it is also prepared at this stage of the production.

The concrete is made from aggregate, water, cement and admixtures. It is all mixed in a large concrete mixer. There are different formulas used for different products in order to meet the different needs.

After the concrete is poured in to the mold, there is usually a need to vibrate in order to make sure that the concrete fills out the mold and surrounds the reinforcement steel appropriately. Finally, the surface of the product is treated to ensure the correct quality.


The product is then covered and left over night to harden. When the mold is removed, the product is inspected to make sure it meets the standards. If the customer wish the products could, at this stage, be supplemented with windows and paint before being delivered to the building site.

Additional information and technical data for the product can be found at the website:

www.kprefab.se/produkt/massivt-vaggelement/

www.kprefab.se/certifikat-dokument/

Geographical scope (Sweden): Solid precast concrete products are manufactured at our production sites in Östra Grevie, Hässleholm, Hultsfred, Bollebygd, Vara, Borensberg and Katrineholm. All sites located in Sweden.



LCA information

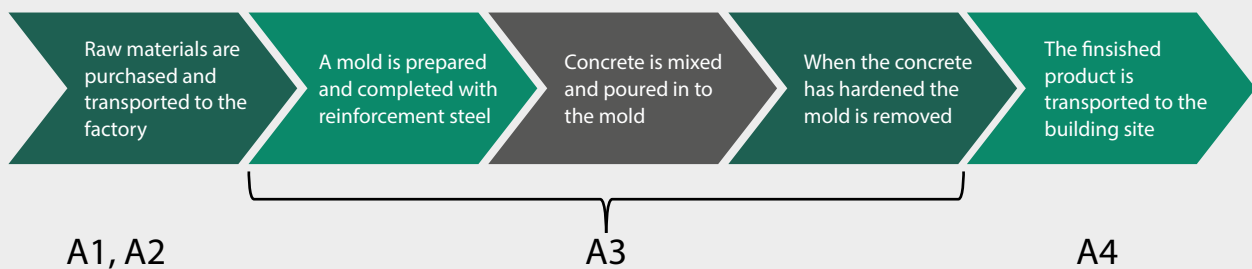
Declared unit: 1 tonne of precast concrete product

Reference service life: Normally 50-100 years and depending on customer requirements¹.

Time representativeness: Data is representative for production year 2019. For materials, energy and transports generic industry data from Ecoinvent or specific EPD data has been used. Assessment time for background data is 2010-19.

Database and LCA software used: Ecoinvent 3.3 and SimaPro 8.3

System diagram: This is a cradle to gate EPD with options. The following life cycle stages are included:



See also table below for modules not declared

Life cycle environmental information of							Other environmental information
Product stage			Construction process stage		Use stage	End of life stage	Reuse recovery stage
A1	A2	A3	A4	A5	B1-B7	C1-C4	D
X	X	X	X	MND	MND	MND	MND

(Description of the system boundary (X = included in LCA; MND = Module Not Declared))

Description of system boundaries:

- A1: Extraction and processing of raw materials and generation of electricity and heat from primary energy resources
- A2: Transports from suppliers to K-Prefab production sites
- A3: Manufacturing of the product at K-Prefab production sites
- A4: Transports from K-Prefab production sites to customer

Estimates and assumptions: Heat, electricity use and other energy use as well as waste in production are calculated as a weight average per produced tonne of all products using yearly production data and rate for 2019 for all production locations. Allocation is based on weight. No assumptions made.

There are variation in the mix of materials (cement, reinforcement, gravel etc.) in the concrete products. Material percentages in the table below are averages. However, the variation in material composition for different mixes and the related environmental impact is within +/- 10% compared to the given average in this EPD.

Cut off criteria: All major materials, production energy use and waste are included. Materials less than 1% weight in the concrete product are not taken into account.

Data quality: The data quality can be described as fair for waste estimations and good for other data. The primary data collection has been done thoroughly, all relevant flows are considered.

Content declaration

Product

Weight % per tonne of precast concrete product	Reinforcement	Cement	Aggregate	Water
Solid precast concrete product	2,8	16,2	72,9	8,1

There are no SVHC substances according to REACH in the product or in the waste.

Packaging

Distribution packaging: No packaging is used for distribution

Consumer packaging: No consumer packaging is used

Recycled material

Provenience of recycled materials (pre-consumer or post-consumer): N/A



Environmental performance per tonne product

Potential environmental impact

PARAMETER	UNIT	A1	A2	A3	TOTAL A1-A3	A4
Global warming potential (GWP)	kg CO ₂ eq.	1,34E+02	7,11E+00	2,75E+00	1,44E+02	1,08E+01
Depletion potential of the stratospheric ozone layer, ODP	Kg CFC-11 eq.	4,60E-06	1,04E-06	5,06E-07	6,14E-06	2,14E-06
Acidification potential (AP)	kg SO ₂ eq.	1,82E-01	2,67E-02	9,03E-03	2,18E-01	2,89E-02
Eutrophication potential (EP)	kg PO ₄ ³⁻ eq.	6,96E-02	5,91E-03	1,76E-03	7,73E-02	6,07E-03
Formation potential of tropospheric ozone (POCP)	kg C ₂ H ₄ eq.	1,90E-02	1,74E-03	9,81E-04	2,17E-02	1,71E-03
Abiotic depletion potential – Elements	kg Sb eq.	1,19E-04	1,74E-05	6,20E-07	1,37E-04	2,13E-05
Abiotic depletion potential – Fossil resources	MJ, net calorific value	4,41E+02	1,03E+02	3,90E+01	5,83E+02	1,75E+02

Use of resources

PARAMETER	UNIT	A1	A2	A3	TOTAL A1-A3	A4	
Primary energy resources – Renewable	Use as energy carrier	MJ, net calorific value	4,33E+02	1,14E+00	3,34E+01	4,68E+02	2,58E+00
	Used as raw materials	MJ, net calorific value	9,58E-02	0,00E+00	0,00E+00	9,58E-02	0,00E+00
	TOTAL	MJ, net calorific value	4,33E+02	1,14E+00	3,34E+01	4,68E+02	2,58E+00
Primary energy resources – Non-renewable	Use as energy carrier	MJ, net calorific value	4,54E+02	1,11E+02	4,28E+01	6,08E+02	1,89E+02
	Used as raw materials	MJ, net calorific value	2,13E+00	0,00E+00	0,00E+00	2,13E+00	0,00E+00
	TOTAL	MJ, net calorific value	4,56E+02	1,11E+02	4,28E+01	6,10E+02	1,89E+02
Secondary material	kg	5,48E+01	0,00E+00	0,00E+00	5,48E+01	0,00E+00	
Renewable secondary fuels	MJ, net calorific value	1,44E+02	0,00E+00	0,00E+00	1,44E+02	0,00E+00	
Non-renewable secondary fuels	MJ, net calorific value	2,05E+02	0,00E+00	0,00E+00	2,05E+02	0,00E+00	
Net use of fresh water	m ³	8,43E+00	5,32E-01	1,18E-01	9,08E+00	1,15E+00	

Waste production and output flows per tonne product

Waste production

PARAMETER	UNIT	A1	A2	A3	TOTAL A1-A3	A4
Hazardous waste disposed	kg	3,95E-03	5,38E-05	1,31E-05	4,01E-03	1,01E-04
Non-hazardous waste disposed	kg	8,12E+01	4,17E+00	7,39E+00	9,28E+01	1,53E+01
Radioactive waste disposed	kg	6,98E-03	5,85E-04	2,95E-04	7,86E-03	1,21E-03

Output flows

PARAMETER	UNIT	A1	A2	A3	TOTAL A1-A3	A4
Components for reuse	kg	0,00E+00	0,00E+00	0,00E+00	0,00E+00	0,00E+00
Material for recycling	kg	3,91E-01	0,00E+00	2,90E+00	3,29E+00	0,00E+00
Materials for energy recovery	kg	0,00E+00	0,00E+00	4,80E+00	4,80E+00	0,00E+00
Exported energy, electricity	MJ	0,00E+00	0,00E+00	0,00E+00	0,00E+00	0,00E+00
Exported energy, thermal	MJ	0,00E+00	0,00E+00	0,00E+00	0,00E+00	0,00E+00



Interpretation of LCA results

Environmental impact for 1 tonne of precast product is mainly caused by extraction and processing of cement and iron reinforcement used in the product (calculated in module A1). Impact in A1 is further increased by product waste mainly in the form of reinforcement and wood from moulds to create cast products. Impact from other waste in the process is insignificant.

Approximately 90% of the greenhouse warming potential comes from raw materials in the product (A1). For impact factors acidification and eutrophication potential raw materials accounts for more than 90% of the total. Impact for extraction of fuel oil and generation of electricity are also calculated in module A1. An average Swedish electricity mix generates impact from generation of electricity.

Sea and land transport is used to ship materials from suppliers to K-Prefab production sites. Environmental impact from these transports is calculated in module A2 and is less than 5% in relation to impact in module A1.

In module A3, environmental impact from energy use is calculated. Impact is mainly coming from use of fuel oil in the manufacturing process. Almost 2% of the total greenhouse warming potential comes from fuel oil used in the process. For impact factors acidification and eutrophication, fuel oil in the process accounts for less than 2% of the total potential for A1+A2+A3+A4 together.



Programme-related information and verification

The EPD owner has the sole ownership, liability, and responsibility for the EPD. EPDs within the same product category but from different programmes may not be comparable. EPDs of construction products may not be comparable if they do not comply with EN 15804.

Programme:	The International EPD® System EPD International AB Box 210 60 SE-100 31 Stockholm Sweden www.environdec.com info@environdec.com
EPD registration number:	S-P-01454
Published:	2018-12-19
Revised:	2021-09-01 Version 1.2
Revision update:	Change of company name and contact information
Valid until:	2025-05-07
Product Category Rules:	PCR 2012:01 Construction products and construction services. v2.31
Product group classification:	UN CPC 37550
Reference year for data:	2019
Geographical scope:	Sweden

CEN standard EN 15804 serves as the Core Product Category Rules (PCR)
Product category rules (PCR): PCR 2012:01 Construction products and construction services. v2.31 (UN CPC 37550)
Independent third-party verification of the declaration and data, according to ISO 14025:2006:
<input type="checkbox"/> EPD process certification <input checked="" type="checkbox"/> EPD verification
Third party verifier: Carl-Otto Nevén, NEVÉN Miljökonsult
Approved by: The International EPD® System
Procedure for follow-up of data during EPD validity involves third party verifier:
<input checked="" type="checkbox"/> Yes <input type="checkbox"/> No

References

General Programme Instructions of the International EPD® System. Version 3.0.




PCR 2012:01. Construction products and construction services. V2.31
 PCR 2012:01-Sub-PCR-G

EN 15804:2010-08 Sustainability of construction works
 - Environmental Product Declarations
 - Core rules for the product category of construction products

Ecoinvent 3.3 database, <http://www.ecoinvent.org/>

LCA software SimaPro Analyst 8.3

Contact information:

<p>EPD owner:</p>	 <p>K-Prefab AB, Hyllie Stationstorg 13, 215 32 Malmö, kprefab.se Phone +46 10 455 22 00, info@kprefab.se</p>
<p>LCA author:</p>	 <p>WSP Sverige AB, www.wsp.com Ulf Liljenroth, ulf.liljenroth@wsp.com +46 702 88 36 26</p>
<p>Programme operator:</p>	 <p>EPD International AB info@environdec.com</p>



K-Prefab offers

CLIMATE POSITIVE CONCRETE FRAMES

Build climate smart with us!



WE LOVE OUR
CONCRETE

Contact us for more information
about how we can build climate
smart together.

kprefab.se info@kprefab.se

Go to kprefab.se to find additional information about K-Prefab.

